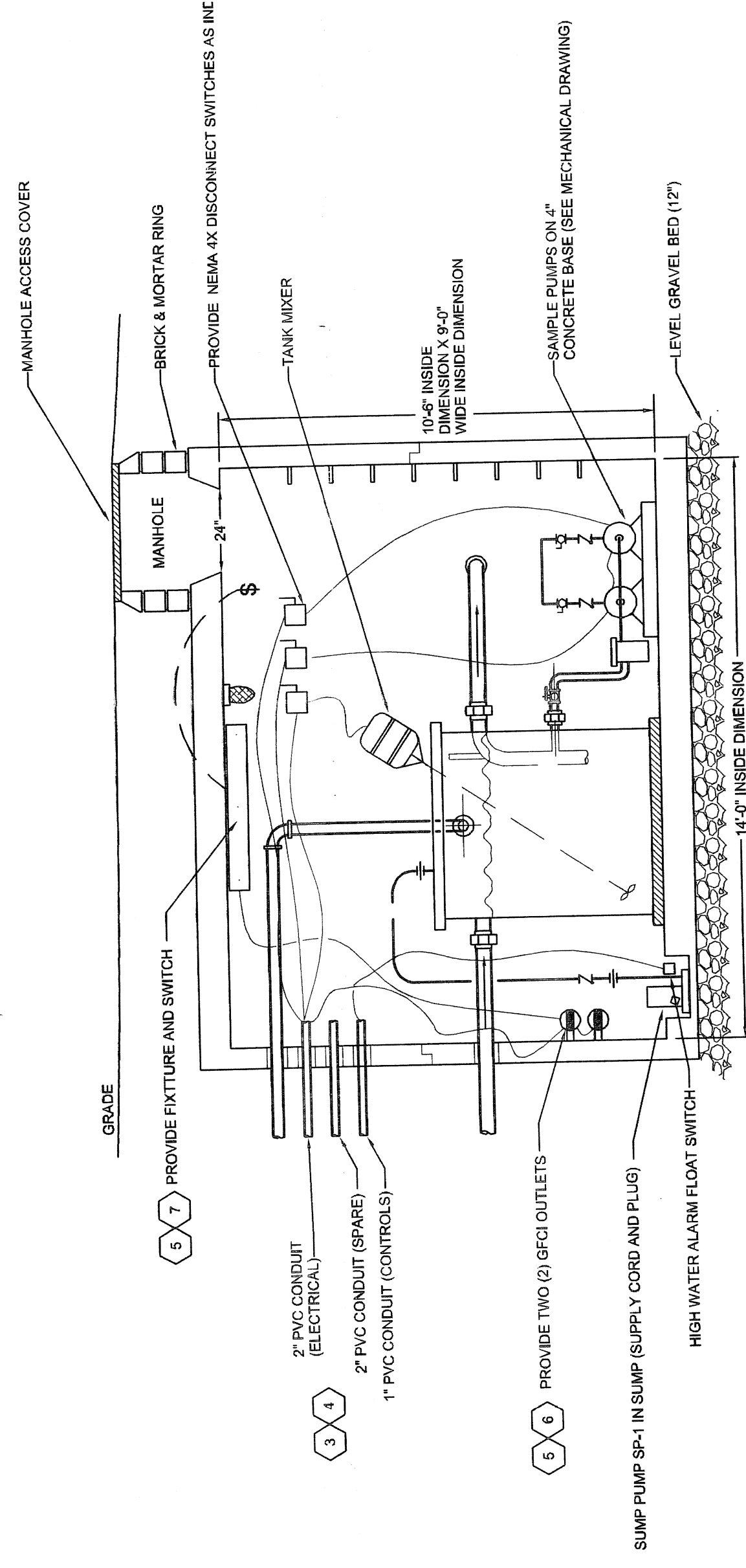
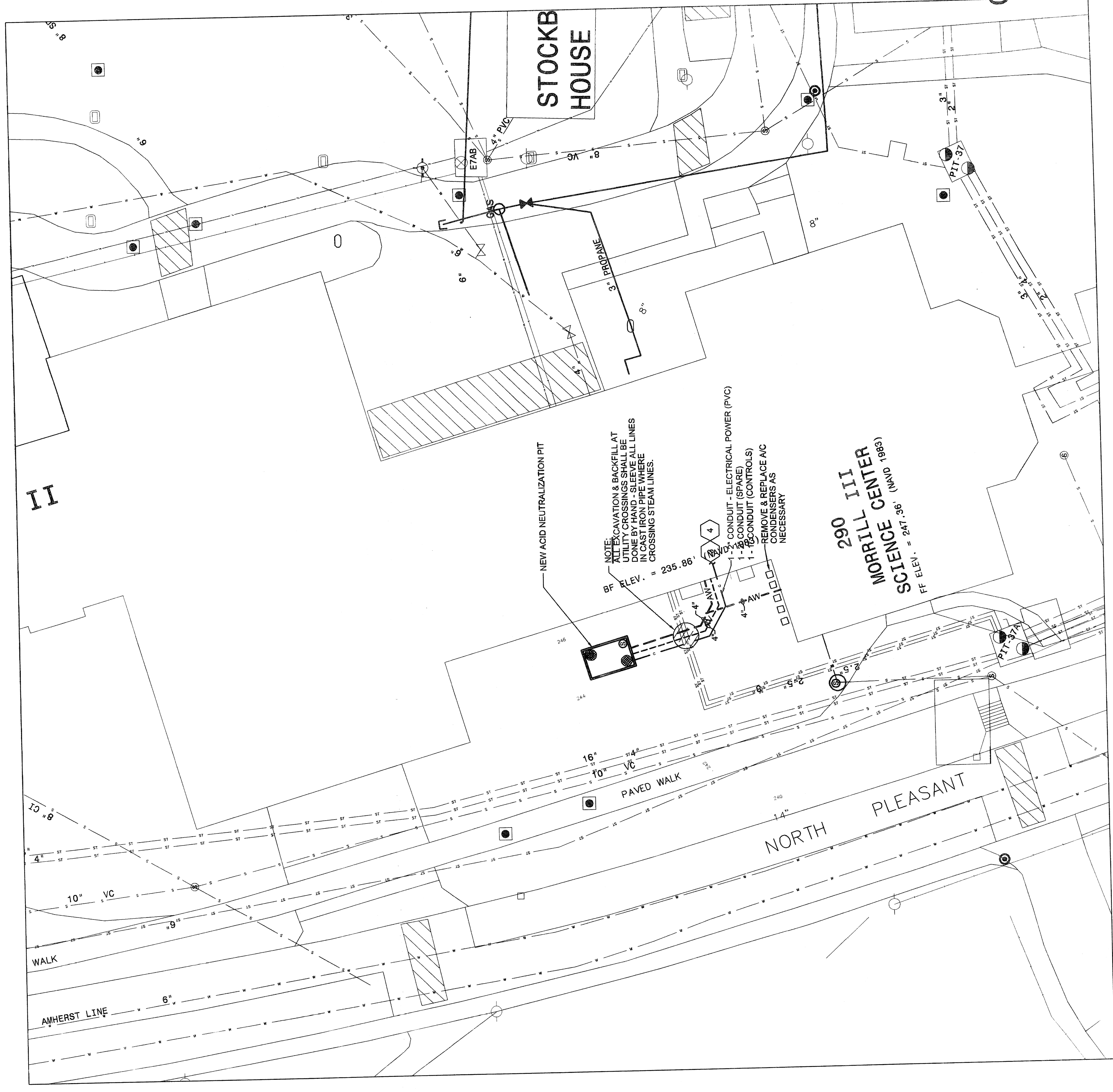



DRAWING NOTES


1. THE FOLLOWING NOTES ONLY APPLY TO THIS DRAWING.
2. REFER TO GENERAL NOTES, ELECTRICAL TRADE NOTES, LEGEND AND ABBREVIATIONS ON DRAWING A-D-290-08-0015301-E1.
3. MECHANICAL ROOM R03 SEE DRAWING A-D-290-08-0015301-E3. PROVIDE ALL CONNECTIONS REQUIRED FOR NEUTRALIZATION EQUIPMENT.
4. PROVIDE 2" PVC CONDUIT FOR POWER AND CONTROL WIRING TO NEUTRALIZATION EQUIPMENT LOCATED IN VAULT. REFER TO NEUTRALIZATION EQUIPMENT SCHEDULE ON DRAWING P10. CONDUITS ORIENTED IN MECHANICAL ROOM. SEE DRAWING A-D-290-08-0015301-E3. COORDINATE LOCATION WITH CIVIL CONTRACTOR PRIOR TO INSTALLATION OF ANY CABLE OR CONDUIT.
5. COORDINATE LOCATION OF ALL ELECTRICAL EQUIPMENT WITH INDUSTRIAL WATER TECHNOLOGY PRIOR TO THE INSTALLATION OF ANY ELECTRICAL EQUIPMENT.
6. OUTLETS IN VAULT SHALL HAVE "IN USE" GFCI WEATHER PROOF OUTLET COVERS. ALL ELECTRICAL COMPONENTS SHALL BE WATER PROOF.
7. PROVIDE WET LOCATION CEILING MOUNTED LIGHT/SWITCH (COOPER VT3-232-126-ER8-WL).
8. ALL OUTLET BOXES FOR RECEPTACLES & SWITCHES SHALL BE WEATHER PROOF PVC. SWITCH COVER PLATE SHALL HAVE WEATHER PROOF OPERATING TOGGLE HANDLE.



ACID NEUTRALIZATION PUMP CHAMBER DETAIL
 SCALE: 3/8" = 1'-0"



RFS Engineering
 Rie Fred Shumway Engineering, P.C.
 71 Water St
 Lawrence, MA 01840
 P: 978.686.7852
 F: 978.686.7853
 www.rfsengineering.com



REV. NO.	DESCRIPTION	BY	APP'D	DATE

UNIVERSITY OF MASSACHUSETTS
 FACILITIES PLANNING DIVISION

MORRILL III - SCIENCE CENTER
 LAB WASTE NEUTRALIZATION AND SEPARATION OF
 POTABLE/NON-POTABLE WATER SYSTEMS

MORRILL III SITE UTILITY PLAN
 1" = 20'-0"

BY	DATE	PROJECT NO.	CONTRACT NO.
RAB	8/2/10	RFS: 209-5568	UMA 11-06
APP'D	RAB	SCALE	SHEET
		AS NOTED	21 OF 21
CKD.	LJE	8/2/10	DRAWING NUMBER
			A-D-290-08-0015301-ES1
APP'D	LJE	8/2/10	