


**INTERIOR DOOR SCHEDULE
GENERAL NOTES**

- ALL WOOD DOOR THICKNESS TO BE 1 3/4".
- ALL DOOR UNDERCUTS SHALL BE 3/4" CLEAR ABOVE THRESHOLD (IF ANY) OR FINISH FLOOR SURFACE.
- REFER TO SPECIFICATION SECTIONS 087100 AND 088000 FOR HARDWARE.
- ALL LAMINATED GLASS DOORS TO BE 1/2" THICK.
- REFER TO GLASS AND GLAZING SPECIFICATIONS FOR ADDITIONAL HARDWARE.

DOOR SCHEDULE ABBREVIATIONS

- (SEE SHEET A0.1 FOR ADDITIONAL ABBREVIATION DESIGNATIONS)
- AD = ACTUAL OPENING DIMENSION IN MASONRY WALL
 AE = FRAME DIMENSION
 AF = FRAME HEIGHT
 AG = AUDIBLE ALARM
 AH = ALUMINUM
 AI = INSULATED GLASS
 AJ = JAMB
 AK = ACUSTICAL GASKET
 AL = ALUMINUM
 AM = ALUMINUM
 AN = ANODIZED ALUMINUM
 AO = OPENING
 AP = ELECTRICAL STRIKE
 AQ = FIREGLASS
 AR = FIREGLASS
 AS = HOLLOW METAL
 AT = HOLD OPEN DOOR
 AU = INTERCOM STATION
 AV = INTERCOM STATION
 AW = 1" INSULATED GLASS
 AX = LAMINATED GLASS
 AY = MIN BLIND
 AZ = SOLID CORE WOOD
 BA = TEMPERED GLASS
 BB = TEMPERED GLASS
 BC = TEMPERED INSULATED GLASS
 BD = UNDERCUT DOOR
 BE = WIRE GLASS



HMFH Architects, Inc.
 330 Bishop Allen Drive
 Boston, MA 02139
 (617) 552-7200
 (617) 876-9775
 www.hmfh.com

architecture ■ programming ■ master planning



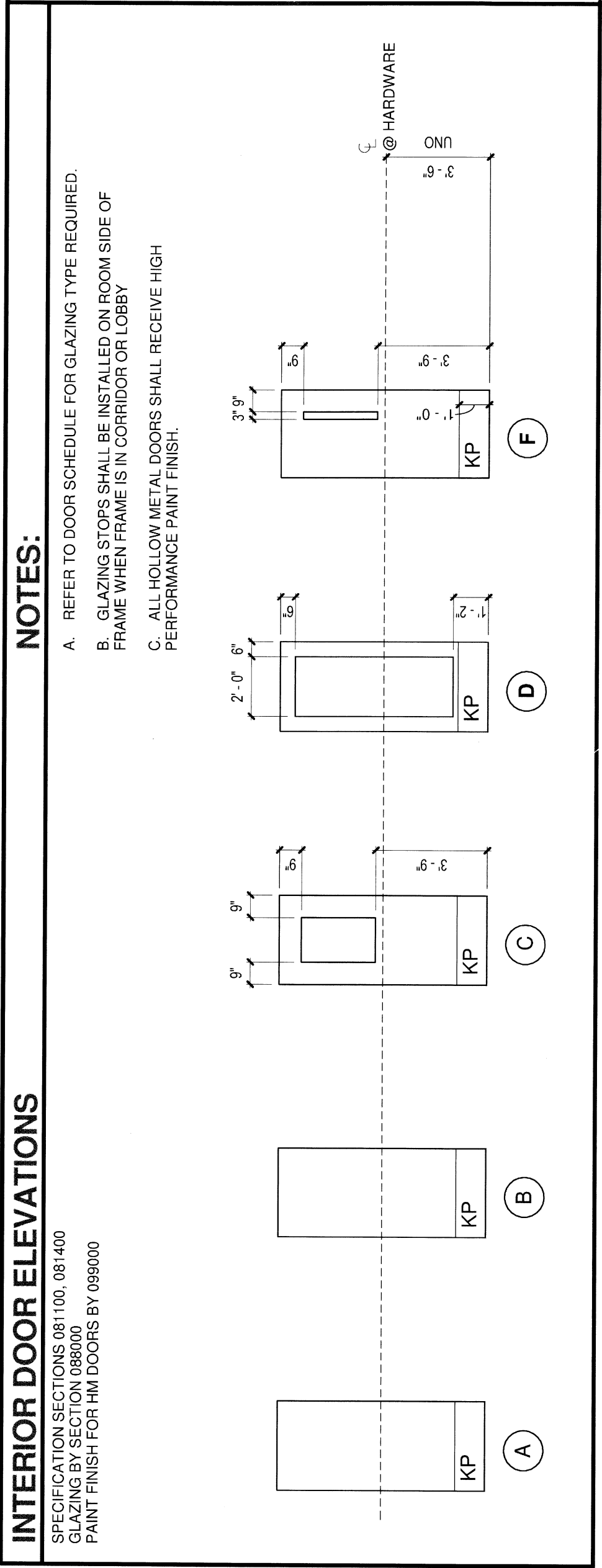
UNIVERSITY OF MASSACHUSETTS
 FACILITIES PLANNING DIVISION
VAN METER HALL

Door Schedule & Notes

REV. NO. DESCRIPTION BY APPD. DATE

BY DATE PROJECT NO. 11-00000601 CONTRACT NO. UMA11-40
 SCALE As indicated SHEET 25 OF 52
 DRAWING NUMBER A9.1

NO.	DIMENSIONS		Elevation	Material	DOOR		FRAME			HEAD	JAMB	SILL	UL Rating	HDWR. SET	Remarks
	WD.	HT.			Door Glazing	Leaves	Frame Elevation	Frame Material	Frame Glazing						
Basement Floor															
018	2'-8"	6'-8"	A	WD	1	---	1	HM	---	1	Marble	---	02		
018A	3'-0"	6'-8"	A	WD	1	---	1	HM	---	1	---	---	02		
018B	3'-0"	6'-8"	A	WD	1	---	2	HM	---	2	Scrubia	---	03	Incl. saddle for positive acoust. seal	
018D	3'-0"	6'-8"	A	WD	1	---	2	HM	---	2	Saddle	---	03	Incl. saddle for positive acoust. seal	
018E	3'-0"	6'-8"	A	WD	1	---	1	HM	---	1	Marble	---	05		
018F	3'-0"	6'-8"	A	WD	1	---	1	HM	---	1	Marble	---	05		
020	3'-0"	6'-8"	C	WD	1	---	1	HM	---	1	Marble	---	06		
099D	EXISTING	EXISTING	EXISTING	EXISTING	EXISTING	EXISTING	EXISTING	EXISTING	EXISTING	EXISTING	EXISTING	EXISTING	01	HO	
099D.1	EXISTING	EXISTING	EXISTING	EXISTING	EXISTING	EXISTING	EXISTING	EXISTING	EXISTING	EXISTING	EXISTING	EXISTING	01	HO	
099F	EXISTING	EXISTING	EXISTING	EXISTING	EXISTING	EXISTING	EXISTING	EXISTING	EXISTING	EXISTING	EXISTING	EXISTING	01	HO	
099F.1	EXISTING	EXISTING	EXISTING	EXISTING	EXISTING	EXISTING	EXISTING	EXISTING	EXISTING	EXISTING	EXISTING	EXISTING	01	HO	
First Floor															
100B	3'-0"	6'-8"	A	WD	1	---	1	HM	---	1	Marble	---	07		
100C	3'-0"	6'-8"	A	WD	1	---	1	HM	---	1	Marble	---	07		
109D.1	EXISTING	EXISTING	EXISTING	EXISTING	EXISTING	EXISTING	EXISTING	EXISTING	EXISTING	EXISTING	EXISTING	EXISTING	01	HO	
115	3'-4"	7'-0"	B	1/2" LAM GL	---	---	3	---	---	3	---	---	09	SLIDER; LOCKS @ FL. IN OPEN & CLOSED POSITIONS; SEE GENERAL NOTE 5.	
117	3'-0"	7'-0"	B	1/2" LAM GL	TIG	---	3	---	---	3	---	---	09	SLIDER; LOCKS @ FL. IN OPEN & CLOSED POSITIONS; SEE GENERAL NOTE 5.	
117.1	6'-0"	7'-0"	B	1/2" LAM GL	TIG	---	3	---	---	3	---	---	10	SLIDER; LOCKS @ FL. IN OPEN & CLOSED POSITIONS; SEE GENERAL NOTE 5.	
117A	3'-0"	6'-8"	C	WD	1	---	1	HM	---	1	---	---	11		
117B	3'-0"	6'-8"	C	WD	1	---	1	HM	---	1	---	---	11		
117C	3'-0"	6'-8"	C	WD	1	---	1	HM	---	1	---	---	11		
117D	3'-0"	6'-8"	C	WD	1	---	1	HM	---	1	---	---	11		
118	3'-0"	6'-8"	D	WD	1	---	1	HM	---	1	---	---	11		
119	3'-0"	7'-0"	B	1/2" LAM GL	---	---	3	---	---	3	---	---	08	SLIDER; LOCKS @ FL. IN OPEN & CLOSED POSITIONS; SEE GENERAL NOTE 5.	
120	3'-0"	6'-8"	D	WD	1	---	1	HM	---	1	---	---	08		
122	3'-0"	6'-8"	D	WD	1	---	1	HM	---	1	---	---	08		
199D	EXISTING	EXISTING	EXISTING	EXISTING	EXISTING	EXISTING	EXISTING	EXISTING	EXISTING	EXISTING	EXISTING	EXISTING	01	HO	
199F	EXISTING	EXISTING	EXISTING	EXISTING	EXISTING	EXISTING	EXISTING	EXISTING	EXISTING	EXISTING	EXISTING	EXISTING	01	HO	
199F.1	EXISTING	EXISTING	EXISTING	EXISTING	EXISTING	EXISTING	EXISTING	EXISTING	EXISTING	EXISTING	EXISTING	EXISTING	01	HO	
199G	3'-0"	6'-8"	E	WD	1	---	1	HM	---	1	---	---	12		
199M	3'-0"	8'-4"	B	1/2" LAM GL	---	---	3	---	---	3	---	---	09	AUTOMATIC HINGES. QUANTITY PER MANUFACTURER FOR SIZE AND WEIGHT OF DOOR TO SWING BELOW. 15 LB FORCE TO COMPLY WITH ADA	



BID SET
 03.14.11